



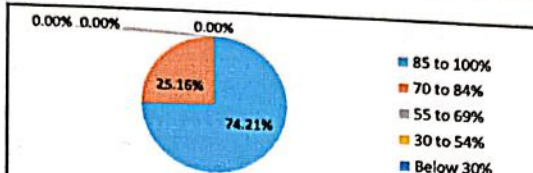
**DEPARTMENT OF CIVIL ENGINEERING**

**Feedback on Student Satisfaction Survey (SSS) on Teaching Learning Process for AY 2024-25 (Odd Sem)**

Total No. of Responses: **159**

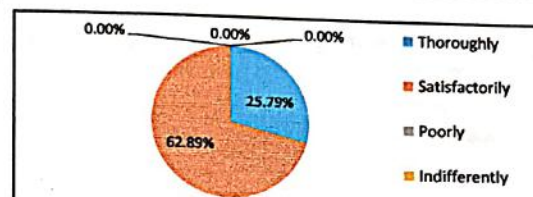
**1 How much of the syllabus was covered in the class?**

Syllabus	Count	Percentage
85 to 100%	118	74.21%
70 to 84%	40	25.16%
55 to 69%	0	0.00%
30 to 54%	0	0.00%
Below 30%	0	0.00%



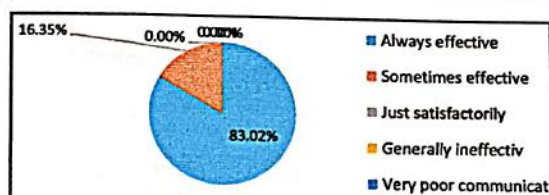
**2 How well did the teachers prepare for the classes?**

	Count	Percentage
Thoroughly	41	25.79%
Satisfactorily	100	62.89%
Poorly	0	0.00%
Indifferently	0	0.00%
Won't teach at all	0	0.00%



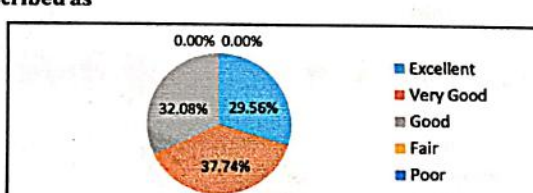
**3 How well were the teachers able to communicate?**

	Count	Percentage
Always effective	132	83.02%
Sometimes effective	26	16.35%
Just satisfactorily	0	0.00%
Generally ineffectiv	0	0.00%
Very poor communicat	0	0.00%



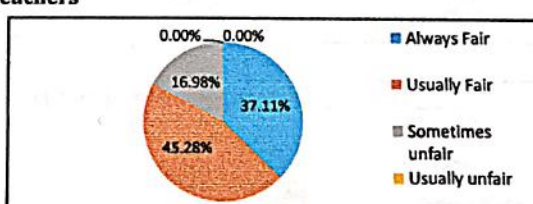
**4 The teacher's approach to teaching can best be described as**

	Count	Percentage
Excellent	47	29.56%
Very Good	60	37.74%
Good	51	32.08%
Fair	0	0.00%
Poor	0	0.00%



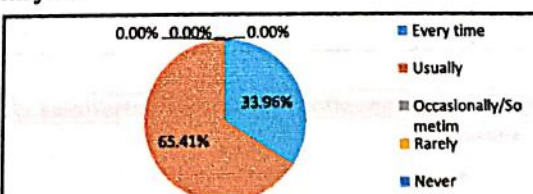
**5 Fairness of the internal evaluation process by the teachers**

	Count	Percentage
Always Fair	59	37.11%
Usually Fair	72	45.28%
Sometimes unfair	27	16.98%
Usually unfair	0	0.00%
unfair	0	0.00%



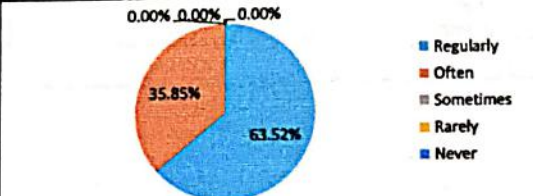
**6 Was your performance in assignments discussed with you?**

	Count	Percentage
Every time	54	33.96%
Usually	104	65.41%
Occasionally/Sometim	0	0.00%
Rarely	0	0.00%
Never	0	0.00%



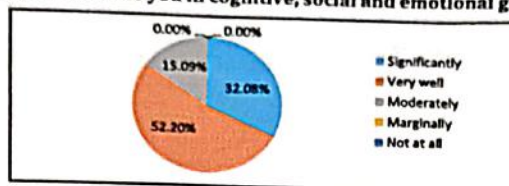
**7 The Institute takes active Interest in promoting Internship, student exchange, field visit opportunities for students.**

	Count	Percentage
Regularly	101	63.52%
Often	57	35.85%
Sometimes	0	0.00%
Rarely	0	0.00%
Never	0	0.00%



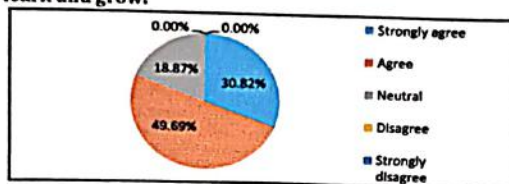
**8 The teaching and mentoring process in your institution facilitates you in cognitive, social and emotional growth.**

	Count	Percentage
Significantly	51	32.08%
Very well	83	52.20%
Moderately	24	15.09%
Marginally	0	0.00%
Not at all	0	0.00%



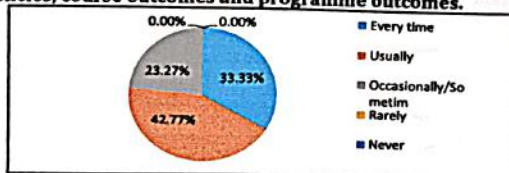
**9 The institution provides multiple opportunities to learn and grow.**

	Count	Percentage
Strongly agree	49	30.82%
Agree	79	49.69%
Neutral	30	18.87%
Disagree	0	0.00%
Strongly disagree	0	0.00%



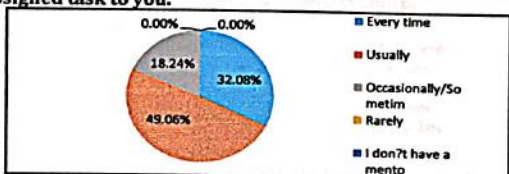
**10 Teachers inform you about your expected competencies, course outcomes and programme outcomes.**

	Count	Percentage
Every time	53	33.33%
Usually	68	42.77%
Occasionally/Sometim	37	23.27%
Rarely	0	0.00%
Never	0	0.00%



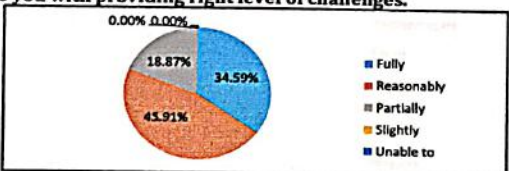
**11 Your mentor does a necessary follow-up with an assigned task to you.**

	Count	Percentage
Every time	51	32.08%
Usually	78	49.06%
Occasionally/Sometim	29	18.24%
Rarely	0	0.00%
I don't have a mento	0	0.00%



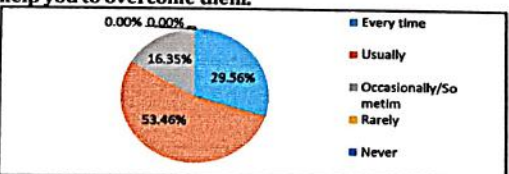
**12 The teachers identify your strengths and encourage you with providing right level of challenges.**

	Count	Percentage
Fully	55	34.59%
Reasonably	73	45.91%
Partially	30	18.87%
Slightly	0	0.00%
Unable to	0	0.00%



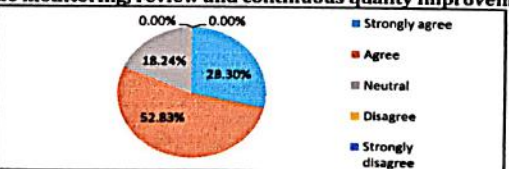
**13 Teachers are able to identify your weaknesses and help you to overcome them.**

	Count	Percentage
Every time	47	29.56%
Usually	85	53.46%
Occasionally/Sometim	26	16.35%
Rarely	0	0.00%
Never	0	0.00%



**14 The institution makes effort to engage students in the monitoring, review and continuous quality improvement of the**

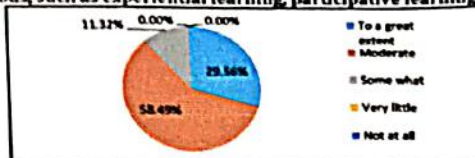
	Count	Percentage
Strongly agree	45	28.30%
Agree	84	52.83%
Neutral	29	18.24%
Disagree	0	0.00%
Strongly disagree	0	0.00%





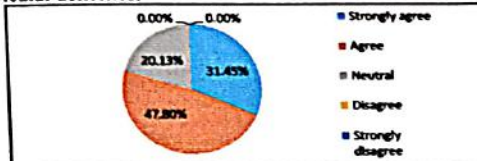
**15 The institution/ teachers use student centric methods, such as experiential learning, participative learning and**

	Count	Percentage
To a great extent	47	29.56%
Moderate	93	58.49%
Some what	18	11.32%
Very little	0	0.00%
Not at all	0	0.00%



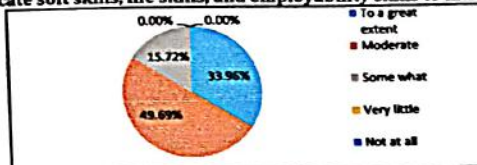
**16 Teachers encourage you to participate in extracurricular activities.**

	Count	Percentage
Strongly agree	50	31.45%
Agree	76	47.80%
Neutral	32	20.13%
Disagree	0	0.00%
Strongly disagree	0	0.00%



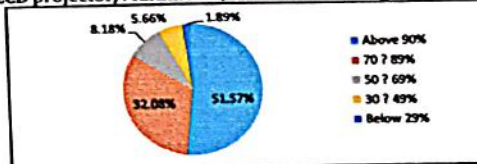
**17 Efforts are made by the institute/teachers to inculcate soft skills, life skills, and employability skills to make you ready**

	Count	Percentage
To a great extent	54	33.96%
Moderate	79	49.69%
Some what	25	15.72%
Very little	0	0.00%
Not at all	0	0.00%



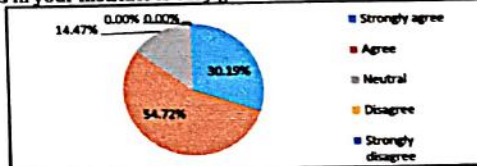
**18 What percentage of teachers use ICT tools such as LCD projector, Multimedia, etc. while teaching.**

	Count	Percentage
Above 90%	82	51.57%
70 ? 89%	51	32.08%
50 ? 69%	13	8.18%
30 ? 49%	9	5.66%
Below 29%	3	1.89%



**19 The overall quality of the teaching-learning process in your institute is very good.**

	Count	Percentage
Strongly agree	48	30.19%
Agree	87	54.72%
Neutral	23	14.47%
Disagree	0	0.00%
Strongly disagree	0	0.00%



No suggestions  
Nothing  
No suggestions  
No comments  
No comments  
No comments  
I am good with everything  
Good

No suggestions  
Follow as usual process  
Follow as usual process  
Excellent

Good

Na

No

No suggestions

No

No suggestions

Good

Good

Good

Nothing

N/A

Nil

Nil

Well And Good

Nil

NA

NA

Nil

Nothing

NA

No suggestion

N/A

Nothing

Nothing

Nothing

-

Nil

-

Na

Nil

We need spots regularly

Good

Good

NA

NA

Every thing is good

NA

All things are good

No suggestions

To improve sports

Well and good

No suggestion

Well

For me it is the beginner level of this institution

Nothing

Nothing

NA

NA

No suggestions

NA

Nil

Nil

NA

NA

Nil

Nil

NA

Nil

Here all the things are very good

Nothing

Good

Improve communication skills

Nothing

Communication skills

Good

Good

Diff

Nil

Improve communication

No observation

No comments

Non

No suggestions

Good

Do something more

Good

No comments

Nothing

Better

Good

Good

Nothing

Nothing

Nil

No

Ntg

Ok

There is nothing to change

Nothing

Nothing

-

-

Good

Good

Good

.

Noo

No comments

Noo

Good

Good

Nothing much keep going

No

Good

No suggestions

No

Increase the student attendance

Encourage the students

I observed that the institution and teachers guide the students in a very good way and no more suggestions

No suggestions

Need more particals while teaching the class, like giving live examples of teaching

N/A

No suggestions

Good

I observed that teaching learning process is exceptionally awesome

Yes

No suggestions

S.P.  
Faculty Coordinator

S.P. for  
Head of the Department  
Civil Engineering  
Madanapalle Institute of  
Technology & Science  
MADANAPALLE - 517 325





**MADANAPALLE INSTITUTE OF TECHNOLOGY & SCIENCE**  
(UGC-AUTONOMOUS INSTITUTION)  
Affiliated to JNTUA, Ananthapuramu & Approved by AICTE, New Delhi  
NAAC Accredited with A+ Grade, NIRF India Rankings 2024 - Band: 201-300 (Engg.)  
NBA Accredited - B/Tech, (CIVIL, CSE, ECE, EEE, MECH, CST), MBA & MCA



**DEPARTMENT OF CIVIL ENGINEERING**

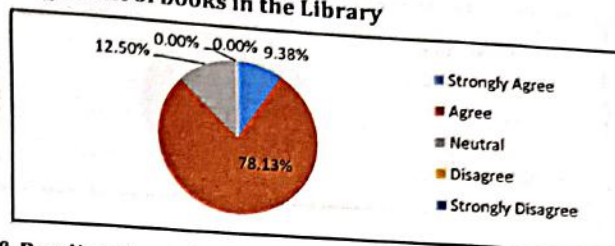
**Student Feedback Form on Facilities for AY 2024 - 2025**

Total No of Responses:

64

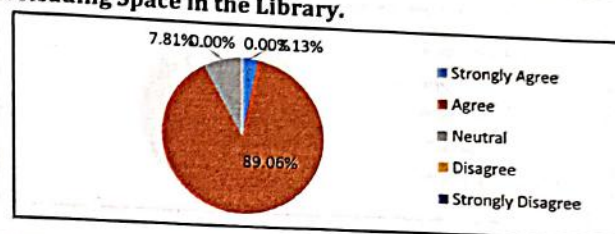
1 Rate the level of satisfaction with the cataloging and arrangement of books in the Library

	Count	Percentage
Strongly Agree	6	9.38%
Agree	50	78.13%
Neutral	8	12.50%
Disagree	0	0.00%
Strongly Disagree	0	0.00%



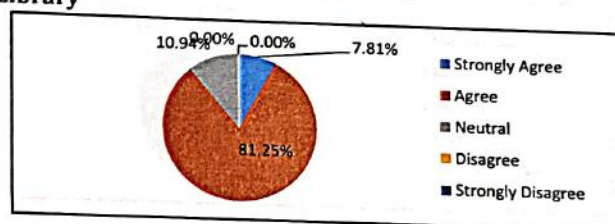
2 Rate the level of satisfaction with the available Books & Reading Space in the Library.

	Count	Percentage
Strongly Agree	2	3.13%
Agree	57	89.06%
Neutral	5	7.81%
Disagree	0	0.00%
Strongly Disagree	0	0.00%



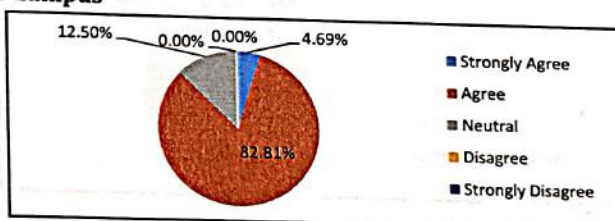
3 Rate the number of titles in subject availability in the Library

	Count	Percentage
Strongly Agree	5	7.81%
Agree	52	81.25%
Neutral	7	10.94%
Disagree	0	0.00%
Strongly Disagree	0	0.00%



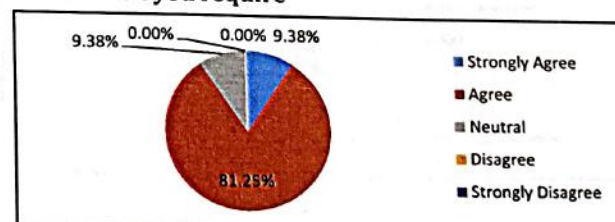
4 Rate the Services of Book Store / Xerox facilities in our Campus

	Count	Percentage
Strongly Agree	3	4.69%
Agree	53	82.81%
Neutral	8	12.50%
Disagree	0	0.00%
Strongly Disagree	0	0.00%



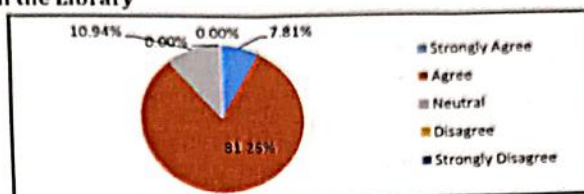
5 Rate the availability of computers in computer center as and when you require

	Count	Percentage
Strongly Agree	6	9.38%
Agree	52	81.25%
Neutral	6	9.38%
Disagree	0	0.00%
Strongly Disagree	0	0.00%



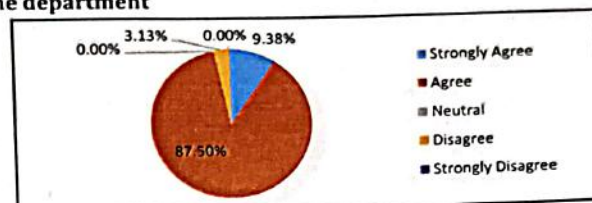
6 Rate the availability of educational online resources in the Library

	Count	Percentage
Strongly Agree	5	7.81%
Agree	52	81.25%
Neutral	7	10.94%
Disagree	0	0.00%
Strongly Disagree	0	0.00%



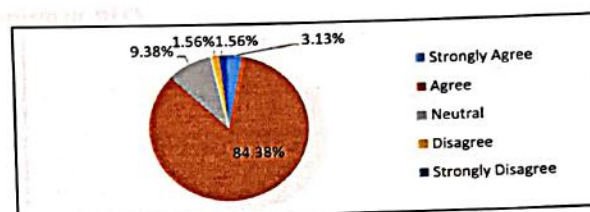
7 Rate the ambience of classrooms and laboratory in the department

	Count	Percentage
Strongly Agree	6	9.38%
Agree	56	87.50%
Neutral	0	0.00%
Disagree	2	3.13%
Strongly Disagree	0	0.00%



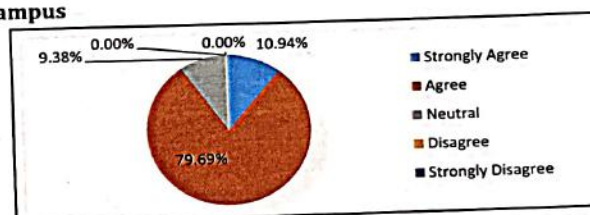
8 Rate the cleanness of washrooms

	Count	Percentage
Strongly Agree	2	3.13%
Agree	54	84.38%
Neutral	6	9.38%
Disagree	1	1.56%
Strongly Disagree	1	1.56%



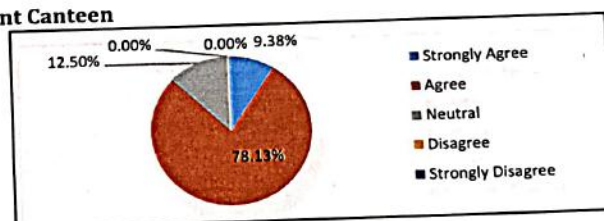
9 Rate the RO Drinking water facility available in the campus

	Count	Percentage
Strongly Agree	7	10.94%
Agree	51	79.69%
Neutral	6	9.38%
Disagree	0	0.00%
Strongly Disagree	0	0.00%



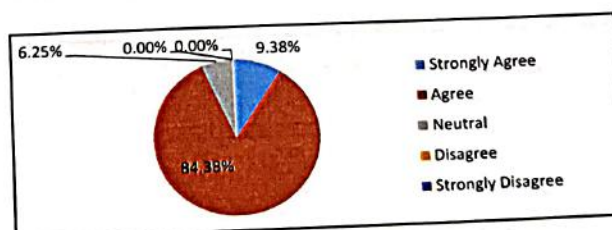
10 Rate the level of satisfaction food served in the present Canteen

	Count	Percentage
Strongly Agree	6	9.38%
Agree	50	78.13%
Neutral	8	12.50%
Disagree	0	0.00%
Strongly Disagree	0	0.00%



11 Rate the Students Clubs in the Campus

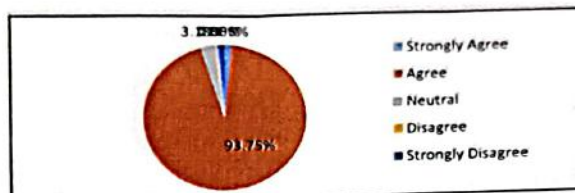
	Count	Percentage
Strongly Agree	6	9.38%
Agree	54	84.38%
Neutral	4	6.25%
Disagree	0	0.00%
Strongly Disagree	0	0.00%





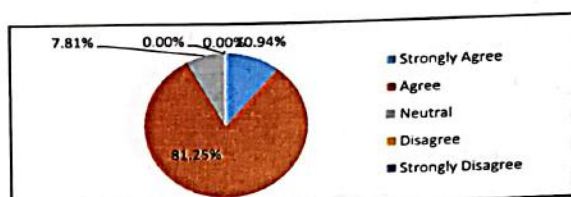
**12 Rate the Student Welfare Office is Helpful to you**

	Count	Percentage
Strongly Agree	1	1.56%
Agree	60	93.75%
Neutral	2	3.13%
Disagree	0	0.00%
Strongly Disagree	1	1.56%



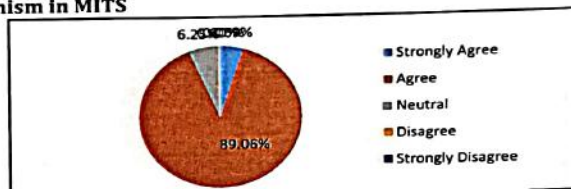
**13 Rate your view on Social Services offered by MITS**

	Count	Percentage
Strongly Agree	7	10.94%
Agree	52	81.25%
Neutral	5	7.81%
Disagree	0	0.00%
Strongly Disagree	0	0.00%



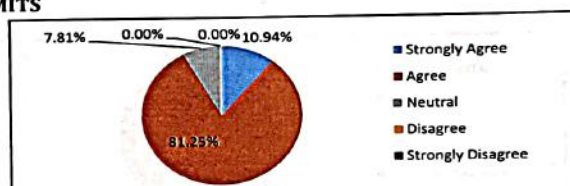
**14 Rate your opinion on Grievance and redressal mechanism in MITS**

	Count	Percentage
Strongly Agree	3	4.69%
Agree	57	89.06%
Neutral	4	6.25%
Disagree	0	0.00%
Strongly Disagree	0	0.00%



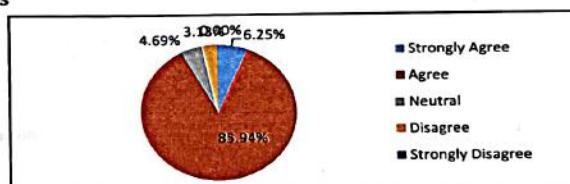
**15 Rate the functioning of Training & Placement Cell In MITS**

	Count	Percentage
Strongly Agree	7	10.94%
Agree	52	81.25%
Neutral	5	7.81%
Disagree	0	0.00%
Strongly Disagree	0	0.00%



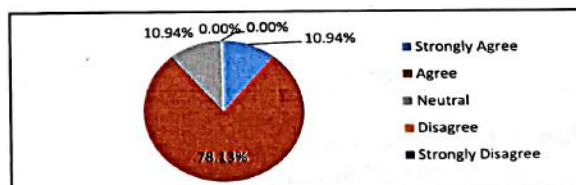
**16 Rate the working condition of Laboratory Equipments**

	Count	Percentage
Strongly Agree	4	6.25%
Agree	55	85.94%
Neutral	3	4.69%
Disagree	2	3.13%
Strongly Disagree	0	0.00%



**17 Rate the NSS / NCC Activities of MITS**

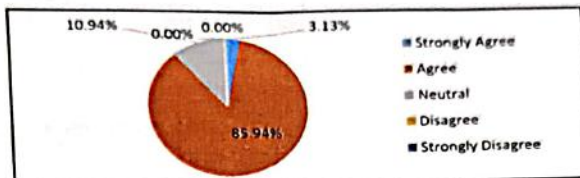
	Count	Percentage
Strongly Agree	7	10.94%
Agree	50	78.13%
Neutral	7	10.94%
Disagree	0	0.00%
Strongly Disagree	0	0.00%





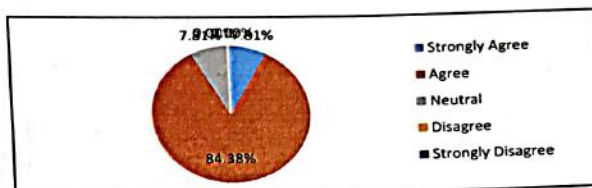
### 18 Rate the Hostel Facilities in MITS

	Count	Percentage
Strongly Agree	2	3.13%
Agree	55	85.94%
Neutral	7	10.94%
Disagree	0	0.00%
Strongly Disagree	0	0.00%




### 19 Rate the Medical Facilities in MITS Campus

	Count	Percentage
Strongly Agree	5	7.81%
Agree	54	84.38%
Neutral	5	7.81%
Disagree	0	0.00%
Strongly Disagree	0	0.00%



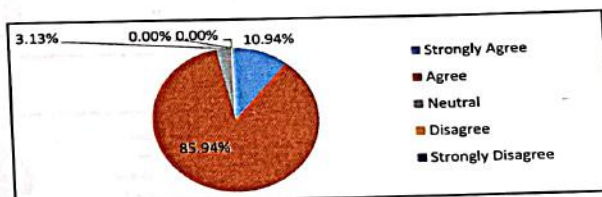
### 20 Rate The Transportation Facilities in MITS

	Count	Percentage
Strongly Agree	0	0.00%
Agree	64	100.00%
Neutral	0	0.00%
Disagree	0	0.00%
Strongly Disagree	0	0.00%



### 21 Rate The Sports Facilities in MITS

	Count	Percentage
Strongly Agree	7	10.94%
Agree	55	85.94%
Neutral	2	3.13%
Disagree	0	0.00%
Strongly Disagree	0	0.00%



remarks\_suggest

Nil

No suggestions

Nothing

Good

Nothing


No

Nothing

No improvement required

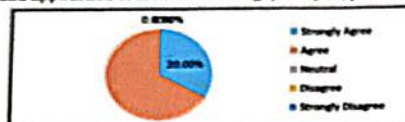
Faculty In Charge

*S. D. Ar*  
**Head of the Department**  
**Civil Engineering**  
**Madanapalle Institute of**  
**Technology & Science**  
**MADANAPALLE - 517 325**

<b>MADANAPALLE INSTITUTE OF TECHNOLOGY &amp; SCIENCE</b> <small>(UGC-AUTONOMOUS INSTITUTION)</small> <small>Approved by JNTUA, Raichurpur &amp; Approved by AICTE, New Delhi</small> <small>NMAC Accredited with A+ Grade, NIPER India Rankings 2024 - Band 201-300 (Top 3)</small> <small>NBA Accredited - B.Tech. (CIVIL, CSE, ECE, EEE, MECH/ST), MBA &amp; MCA</small>		
<b>DEPARTMENT OF CIVIL ENGINEERING</b> <b>FEEDBACK FROM FACULTY ON INFRASTRUCTURE AT 2024-2025</b>		
Total No. of Respondents:	5	

1. Level of understanding of the Engineering principles and application of the same in design/ analysis/problem solving

	Count	Percentage
Strongly Agree	1	20.00%
Agree	2	40.00%
Neutral	0	0.00%
Disagree	0	0.00%
Strongly Disagree	0	0.00%



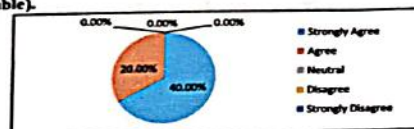
2. Willingness to learn new technology and adopt new ideas to meet the workplace challenges

	Count	Percentage
Strongly Agree	2	40.00%
Agree	1	20.00%
Neutral	0	0.00%
Disagree	0	0.00%
Strongly Disagree	0	0.00%



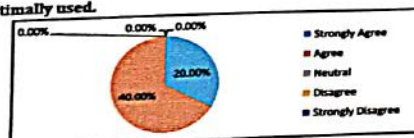
3. The labs are adequately equipped (wherever applicable).

	Count	Percentage
Strongly Agree	2	40.00%
Agree	1	20.00%
Neutral	0	0.00%
Disagree	0	0.00%
Strongly Disagree	0	0.00%



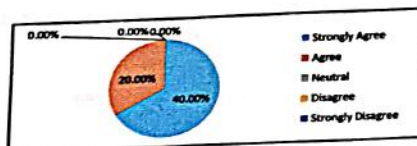
4. The infrastructure available in the department is optimally used.

	Count	Percentage
Strongly Agree	1	20.00%
Agree	2	40.00%
Neutral	0	0.00%
Disagree	0	0.00%
Strongly Disagree	0	0.00%



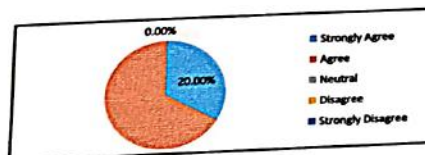
5. Safe drinking water is available.

	Count	Percentage
Strongly Agree	2	40.00%
Agree	1	20.00%
Neutral	0	0.00%
Disagree	0	0.00%
Strongly Disagree	0	0.00%



6. Sports and games facilities are adequate.

	Count	Percentage
Strongly Agree	1	20.00%
Agree	2	40.00%
Neutral	0	0.00%
Disagree	0	0.00%
Strongly Disagree	0	0.00%



*S.P.*  
Faculty in charge

*S.D. P. for*  
Head of the Department  
Civil Engineering  
Madanapalle Institute of Technology & Science  
MADANAPALLE-517 025  
MADANAPALLE-517 025



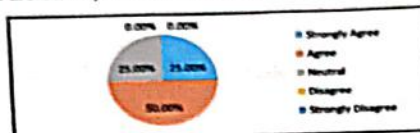
**MADANAPALLE INSTITUTE OF TECHNOLOGY & SCIENCE**  
(PUNE-KUTUMBUKUN INSTITUTE)  
Initiated to NITIA, Ramachandran & Approved by ECTE, New Delhi  
NAAC Accredited with A+ Grade, NIRF India Rankings 2024 - Rank 291-300 (Engg.)  
MBA Accredited - B Tech, CIVIL, CSE, ECE, EEE, MECH, EIT, MBA & MCA

**DEPARTMENT OF CIVIL ENGINEERING**  
**FEEDBACK FROM FACULTY ON GOVERNANCE AT 2024-2025**

Total No. of Responses: **5**

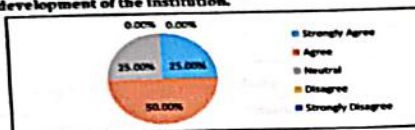
The MoUs entered by the college enhance the scope for mutual cooperation with Institutions and Research Organizations of repute.

	Count	Percentage
Strongly Agree	1	25.00%
Agree	2	50.00%
Neutral	1	25.00%
Disagree	0	0.00%
Strongly Disagree	0	0.00%




2 The administration is sincerely putting efforts for the development of the institution.

	Count	Percentage
Strongly Agree	1	25.00%
Agree	2	50.00%
Neutral	1	25.00%
Disagree	0	0.00%
Strongly Disagree	0	0.00%




3 The quality initiatives taken up during the last academic year are contributing for improvement.

	Count	Percentage
Strongly Agree	0	0.00%
Agree	4	100.00%
Neutral	0	0.00%
Disagree	0	0.00%
Strongly Disagree	0	0.00%



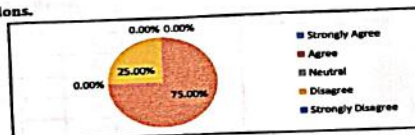
4 The IQAC is working well for promoting quality in the institution.

	Count	Percentage
Strongly Agree	0	0.00%
Agree	4	100.00%
Neutral	0	0.00%
Disagree	0	0.00%
Strongly Disagree	0	0.00%



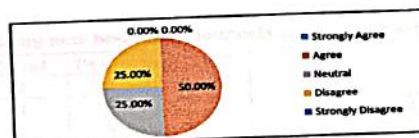
5 The faculties are given freedom to express their opinions.

	Count	Percentage
Strongly Agree	0	0.00%
Agree	3	75.00%
Neutral	0	0.00%
Disagree	1	25.00%
Strongly Disagree	0	0.00%



6 The administrative team is accessible.

	Count	Percentage
Strongly Agree	0	0.00%
Agree	2	50.00%
Neutral	1	25.00%
Disagree	1	25.00%
Strongly Disagree	0	0.00%



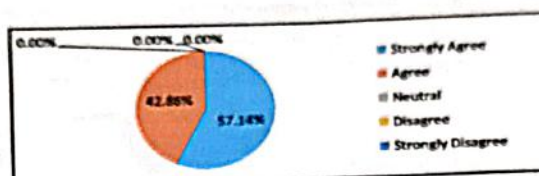
Faculty in Charge

**Head of the Department**  
**Civil Engineering**  
**Madanapalle Institute of**  
**Technology & Science**  
**MADANAPALLE - 517 325**

<div style="display: inline-block; text-align: center;"> <b>MADANAPALLE INSTITUTE OF TECHNOLOGY &amp; SCIENCE</b>  <small>(UGC-AUTONOMOUS INSTITUTION)</small>  <small>Affiliated to JNTUA, Anantapuram &amp; Approved by AICTE, New Delhi</small>  <small>NARC Accredited with A+ Grade, NIRF India Rankings 2024 - Band: 201-300 (Engg.)</small>  <small>NBA Accredited - B.Tech. (CIVIL, CSE, ECE, EE, MECH/EST), MBA &amp; MCA</small> </div>
<b>DEPARTMENT OF CIVIL ENGINEERING</b> <b>FEEDBACK FROM FACULTY ON TEACHING, LEARNING, EVALUATION &amp; RESEARCH for AY 2024 - 2025</b>
Total No of Responses: <span style="border: 1px solid black; padding: 2px 10px;">7</span>

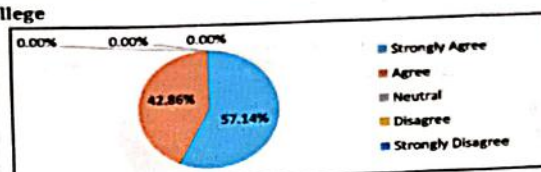
**1 The College is able to attract meritorious students.**

	Count	Percentage
Strongly Agree	4	57.14%
Agree	3	42.86%
Neutral	0	0.00%
Disagree	0	0.00%
Strongly Disagree	0	0.00%



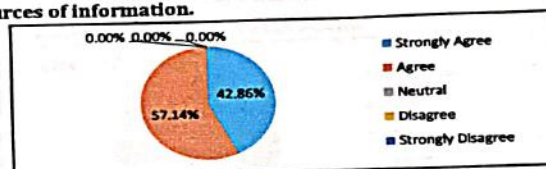
**2 Student centered learning resources are available in the college**

	Count	Percentage
Strongly Agree	4	57.14%
Agree	3	42.86%
Neutral	0	0.00%
Disagree	0	0.00%
Strongly Disagree	0	0.00%



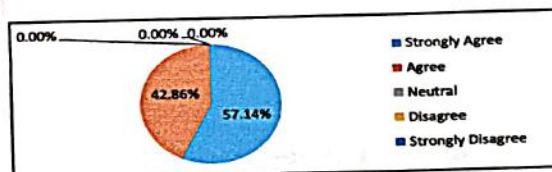
**3 The Central Library and Department Library are major sources of information.**

	Count	Percentage
Strongly Agree	3	42.86%
Agree	4	57.14%
Neutral	0	0.00%
Disagree	0	0.00%
Strongly Disagree	0	0.00%



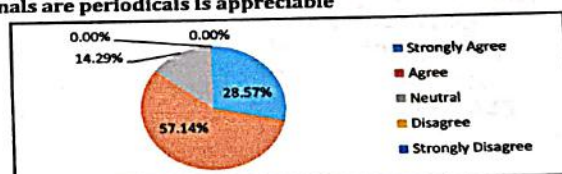
**4 The timings of the Library are convenient.**

	Count	Percentage
Strongly Agree	4	57.14%
Agree	3	42.86%
Neutral	0	0.00%
Disagree	0	0.00%
Strongly Disagree	0	0.00%



**5 The procedure followed for acquiring new books and journals are periodicals is appreciable**

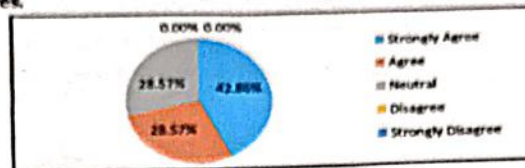
	Count	Percentage
Strongly Agree	2	28.57%
Agree	4	57.14%
Neutral	1	14.29%
Disagree	0	0.00%
Strongly Disagree	0	0.00%





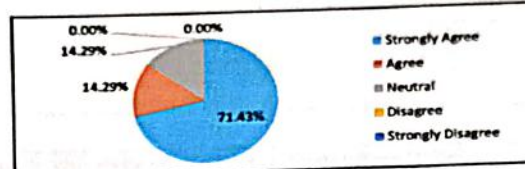
6 The faculty are supported with adequate learning resources.

	Count	Percentage
Strongly Agree	3	42.86%
Agree	2	28.57%
Neutral	2	28.57%
Disagree	0	0.00%
Strongly Disagree	0	0.00%



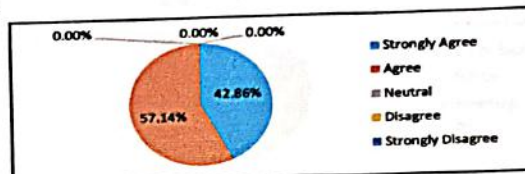
7 The faculty are encouraged to organize and participate of seminars, conferences, workshops & Faculty Development Programmes

	Count	Percentage
Strongly Agree	5	71.43%
Agree	1	14.29%
Neutral	1	14.29%
Disagree	0	0.00%
Strongly Disagree	0	0.00%



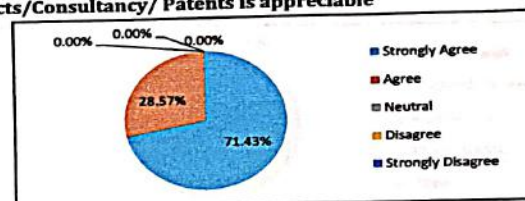
8 The evaluation system followed by the college is effective.

	Count	Percentage
Strongly Agree	3	42.86%
Agree	4	57.14%
Neutral	0	0.00%
Disagree	0	0.00%
Strongly Disagree	0	0.00%



9 Incentive scheme offered for Publications/ Funded projects/Consultancy/ Patents is appreciable

	Count	Percentage
Strongly Agree	5	71.43%
Agree	2	28.57%
Neutral	0	0.00%
Disagree	0	0.00%
Strongly Disagree	0	0.00%



Faculty in Charge

S. O. for  
 Head of the Department  
 Civil Engineering  
 Madan Mohan Institute of  
 Technology  
 MADAN  
 517 325



**MADANAPALLE INSTITUTE OF TECHNOLOGY & SCIENCE**  
(UGC-AUTONOMOUS INSTITUTION)  
Affiliated to JNTUA, Ananthapuramu & Approved by AICTE, New Delhi  
NAAC Accredited with A+ Grade, NIRF India Rankings 2024 - Band: 201-300 (Engg.)  
NBA Accredited - B.Tech. (CIVIL, CSE, ECE, EEE, MECH, CST), MBA & MCA



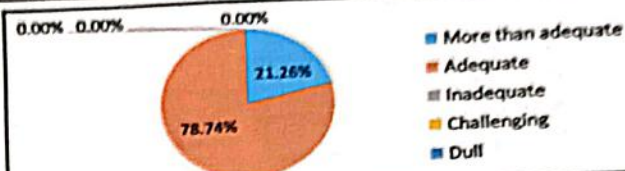
**DEPARTMENT OF CIVIL ENGINEERING**

**Feedback on Curriculum, Teaching & Learning from Students for AY 2024-25**

Total N.o of Responses: **127**

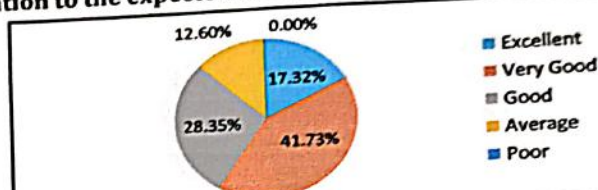
**1 The Syllabus of each course was**

Syllabus	Count	Percentage
More than adequate	27	21.26%
Adequate	100	78.74%
Inadequate	0	0.00%
Challenging	0	0.00%
Dull	0	0.00%



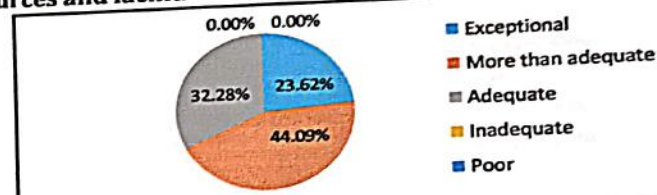
**2 The depth of the course content is adequate in relation to the expected Course Outcomes (COs)**

	Count	Percentage
Excellent	22	17.32%
Very Good	53	41.73%
Good	36	28.35%
Average	16	12.60%
Poor	0	0.00%



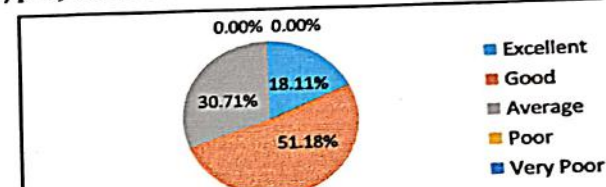
**3 Opinion about library/textbooks/E-learning resources and facilities on the course**

	Count	Percentage
Exceptional	30	23.62%
More than adequate	56	44.09%
Adequate	41	32.28%
Inadequate	0	0.00%
Poor	0	0.00%



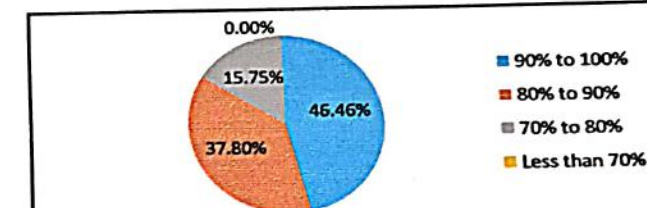
**4 Knowledge/Skills acquired from theory/practical/project work to meet industry needs**

	Count	Percentage
Excellent	23	18.11%
Good	65	51.18%
Average	39	30.71%
Poor	0	0.00%
Very Poor	0	0.00%



**5 Syllabus coverage with proper sequencing**

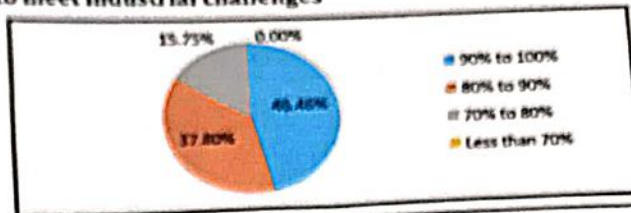
	Count	Percentage
90% to 100%	59	46.46%
80% to 90%	48	37.80%
70% to 80%	20	15.75%
Less than 70%	0	0.00%





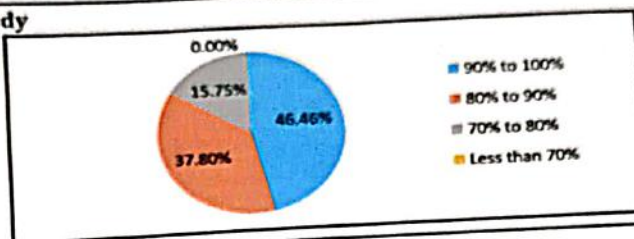
#### 6 Syllabus equipped with necessary technical skills to meet industrial challenges

	Count	Percentage
Excellent	29	22.83%
Good	66	51.97%
Average	32	25.20%
Poor	0	0.00%
Very Poor	0	0.00%



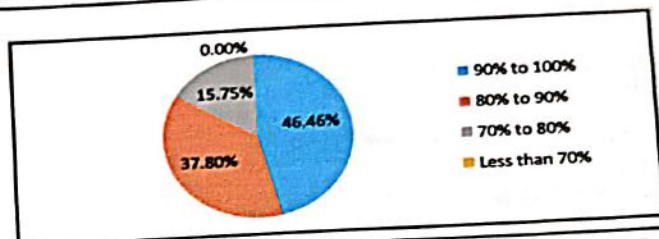
#### 7 Relevance of course contents in the program of study

	Count	Percentage
Excellent	32	25.20%
Good	67	52.76%
Average	27	21.26%
Poor	1	0.79%
Very Poor	0	0.00%



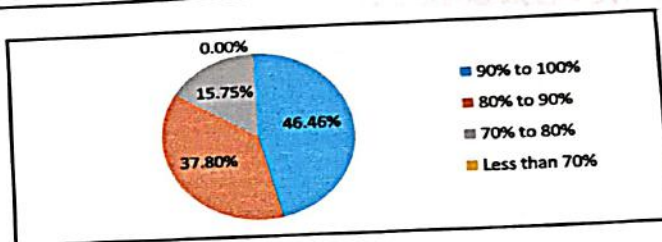
#### 8 Process of Internal & External Assessment

	Count	Percentage
Excellent	34	26.77%
Good	63	49.61%
Average	28	22.05%
Poor	0	0.00%
Very Poor	0	0.00%



#### 9 Provision for self learning/project based learning

	Count	Percentage
Excellent	31	24.41%
Good	68	53.54%
Average	27	21.26%
Poor	1	0.79%
Very Poor	0	0.00%



remarks\_suggest

NA  
NA  
Nill  
Nill  
NA  
NA  
Nill  
NA

Good  
N/A  
Null  
Null  
NA  
Good  
Good  
Null  
NA  
No observation  
No comments  
No comments  
Non  
Non  
No suggestions  
Nothing to say  
Good  
Good  
Good  
No comments  
Good

Faculty Incharge

  
**Head of the Department**  
**Civil Engineering**  
**Madanapalle Institute of**  
**Technology & Science**  
**MADANAPALLE - 517 325**





**MADANAPALLE INSTITUTE OF TECHNOLOGY & SCIENCE**  
(UGC-AUTONOMOUS INSTITUTION)  
Affiliated to JNTUA, Ananthapuramu & Approved by AICTE, New Delhi  
NAAC Accredited with A+ Grade, NIRF India Rankings 2024 - Band: 201-300 (Engg.)  
NBA Accredited - B.Tech. (CIVIL, CSE, ECE, EEE, MECH, CST), MBA & MCA



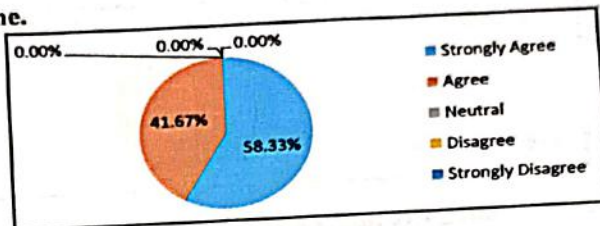
**DEPARTMENT OF CIVIL ENGINEERING**

**Feedback on Curriculum, Teaching & Learning from Faculty for AY 2024-25**

Total N.o of Responses: **12**

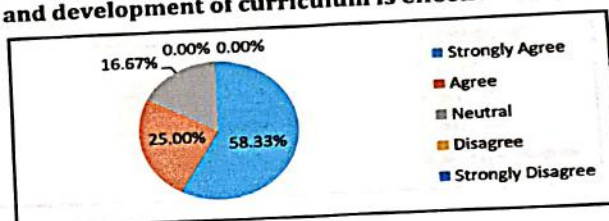
**1 The curriculum has been updated from time to time.**

	Count	Percentage
Strongly Agree	7	58.33%
Agree	5	41.67%
Neutral	0	0.00%
Disagree	0	0.00%
Strongly Disagree	0	0.00%



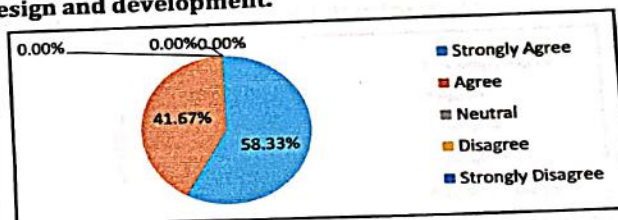
**2 The system followed by the college for the design and development of curriculum is effective.**

	Count	Percentage
Strongly Agree	7	58.33%
Agree	3	25.00%
Neutral	2	16.67%
Disagree	0	0.00%
Strongly Disagree	0	0.00%



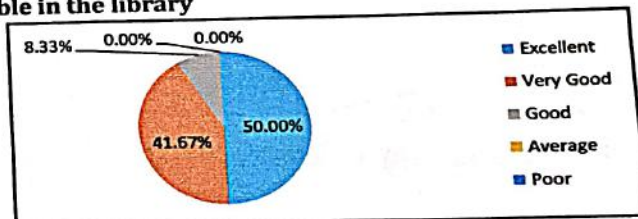
**3 Employability is given weightage in curriculum design and development.**

	Count	Percentage
Strongly Agree	7	58.33%
Agree	5	41.67%
Neutral	0	0.00%
Disagree	0	0.00%
Strongly Disagree	0	0.00%



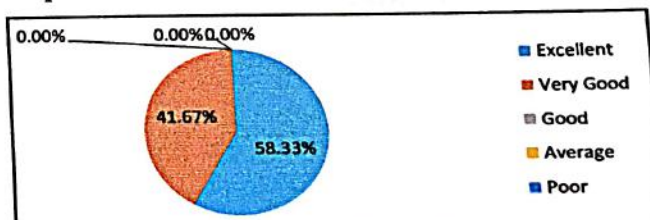
**4 Sufficient number of prescribed books are available in the library**

	Count	Percentage
Excellent	6	50.00%
Very Good	5	41.67%
Good	1	8.33%
Average	0	0.00%
Poor	0	0.00%



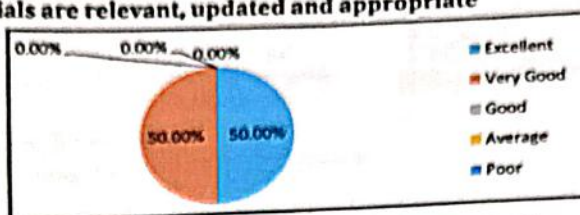
**5 I have freedom to adopt modern ICT Tools & Techniques for effective course delivery**

	Count	Percentage
Excellent	7	58.33%
Very Good	5	41.67%
Good	0	0.00%
Average	0	0.00%
Poor	0	0.00%



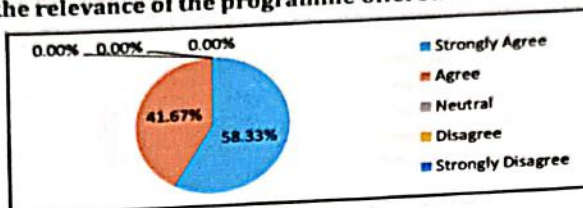
6 The books prescribed/listed as reference materials are relevant, updated and appropriate

	Count	Percentage
Excellent	6	50.00%
Very Good	6	50.00%
Good	0	0.00%
Average	0	0.00%
Poor	0	0.00%



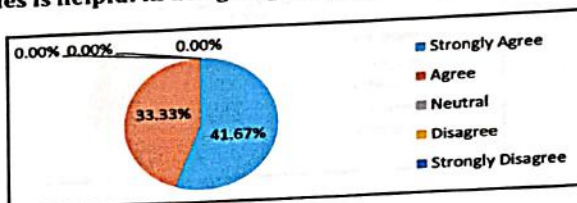
7 Board of studies is actively involving to ensure the relevance of the programme offered in the department.

	Count	Percentage
Strongly Agree	7	58.33%
Agree	5	41.67%
Neutral	0	0.00%
Disagree	0	0.00%
Strongly Disagree	0	0.00%



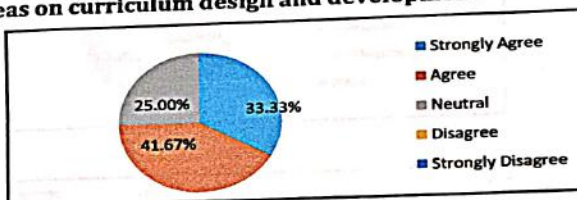
8 Representation from industry in Boards of studies is helpful in designing and improving the syllabi based on latest technological evolution

	Count	Percentage
Strongly Agree	5	41.67%
Agree	4	33.33%
Neutral	0	0.00%
Disagree	0	0.00%
Strongly Disagree	0	0.00%



9 I am given enough freedom to contribute my ideas on curriculum design and development.

	Count	Percentage
Strongly Agree	4	33.33%
Agree	5	41.67%
Neutral	3	25.00%
Disagree	0	0.00%
Strongly Disagree	0	0.00%



Signature of the Faculty

*S. G. P.*  
Head of the Department  
Civil Engineering  
Madanapalle Institute of  
Technology & Science  
MADANAPALLE - 517 325





**MADANAPALLE INSTITUTE OF TECHNOLOGY & SCIENCE**  
(UGC-AUTONOMOUS INSTITUTION)  
Affiliated to JNTUA, Ananthapuramu & Approved by AICTE, New Delhi  
NAAC Accredited with A+ Grade, NIRF India Rankings 2024 - Band: 201-300 (Engg.)  
NBA Accredited - B.Tech. (CIVIL, CSE, ECE, EEE, MECH, CST), MBA & MCA



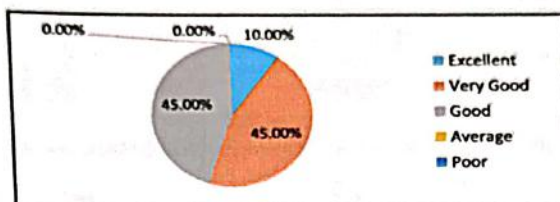
**DEPARTMENT OF CIVIL ENGINEERING**

**Feedback on Curriculum, Teaching & Learning from Parents for AY 2024-25**

Total N.o of Responses: **20**

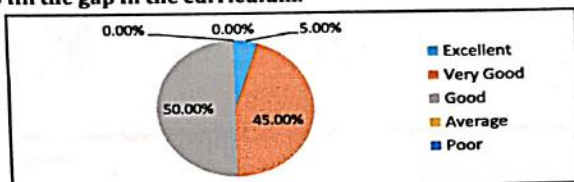
1 Rate the events participated by your ward such as Guest Lectures/ Workshops/Seminars/Webinars to enrich the Curriculum.

	Count	Percentage
Excellent	2	10.00%
Very Good	9	45.00%
Good	9	45.00%
Average	0	0.00%
Poor	0	0.00%



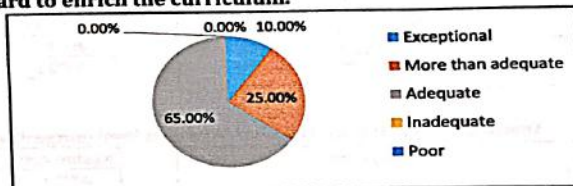
2 Rate the Internship undergone by your ward to fill the gap in the curriculum.

	Count	Percentage
Excellent	1	5.00%
Very Good	9	45.00%
Good	10	50.00%
Average	0	0.00%
Poor	0	0.00%



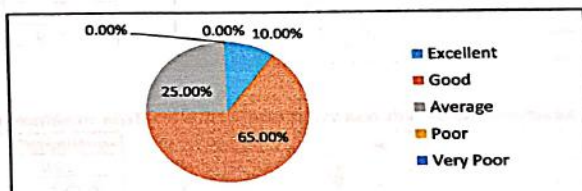
3 Rate the Industrial visits undergone by your ward to enrich the curriculum.

	Count	Percentage
Exceptional	2	10.00%
More than adequate	5	25.00%
Adequate	13	65.00%
Inadequate	0	0.00%
Poor	0	0.00%



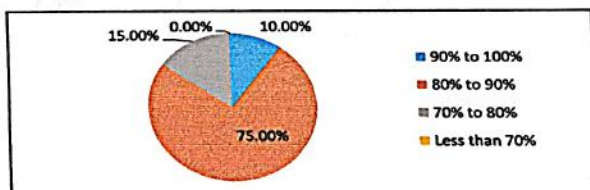
4 Rate the MOUs linked with Industry.

	Count	Percentage
Excellent	2	10.00%
Good	13	65.00%
Average	5	25.00%
Poor	0	0.00%
Very Poor	0	0.00%



5 Rate the Additional courses / Training / Certificate Courses provided by the Institution to your ward.

	Count	Percentage
90% to 100%	2	10.00%
80% to 90%	15	75.00%
70% to 80%	3	15.00%
Less than 70%	0	0.00%



*Signature*

*S.D. [Signature]*  
**Head of the Department**  
**Civil Engineering**  
**Madanapalle Institute of**  
**Technology & Science**  
**MADANAPALLE - 517 325**



**MADANAPALLE INSTITUTE OF TECHNOLOGY & SCIENCE**  
(UGC-AUTONOMOUS INSTITUTION)  
Affiliated to JNTUA, Ananthapuramu & Approved by AICTE, New Delhi  
NAAC Accredited with A+ Grade, NIRF India Rankings 2024 - Band: 201-300 (Engg.)  
NRA Accredited - B.Tech. (CIVIL, CSE, ECE, EEE, MECH, CST), MBA & MCA



**DEPARTMENT OF CIVIL ENGINEERING**

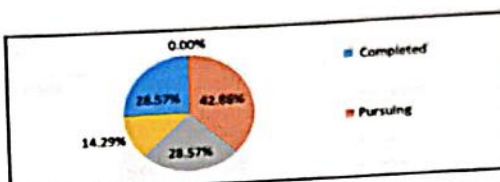
**FEEDBACK FROM ALUMNI ON CURRICULUM AY 2024- 2025**

Total No of Responses:

7

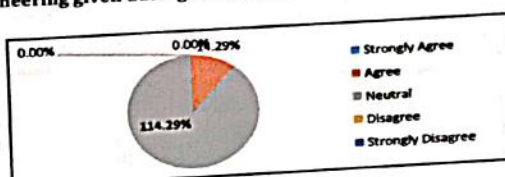
**1 Have you Pursued/being Pursuing higher education?**

	Count	Percentage
Completed	0	0.00%
Pursuing	3	42.86%
Will pursue in same Specialization	2	28.57%
Will pursue in different Specialization	1	14.29%
Self Employed	2	28.57%



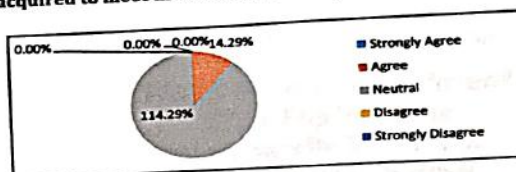
**2 Is the utilization of knowledge in Mathematics, Science, and Engineering given during Graduation of any use in meeting the difficulties at the work place ?**

	Count	Percentage
Strongly Agree	0	0.00%
Agree	1	14.29%
Neutral	8	114.29%
Disagree	0	0.00%
Strongly Disagree	0	0.00%



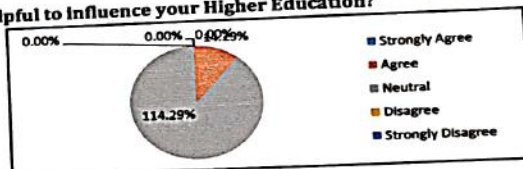
**3 How useful were the additional Tools/Skills/Training you have acquired to meet the current/ future job requirements other than what you have learnt during your Graduate Program ?**

	Count	Percentage
Strongly Agree	0	0.00%
Agree	1	14.29%
Neutral	8	114.29%
Disagree	0	0.00%
Strongly Disagree	0	0.00%



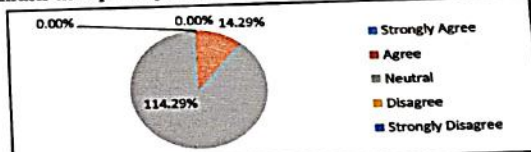
**4 Were the subjects and Electives offered at the Program level helpful to influence your Higher Education?**

	Count	Percentage
Strongly Agree	0	0.00%
Agree	1	14.29%
Neutral	8	114.29%
Disagree	0	0.00%
Strongly Disagree	0	0.00%



**5 The Course work have given me appealing preamble to work in multi-disciplinary and shared environment.**

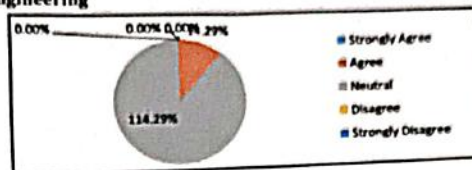
	Count	Percentage
Strongly Agree	0	0.00%
Agree	1	14.29%
Neutral	8	114.29%
Disagree	0	0.00%
Strongly Disagree	0	0.00%





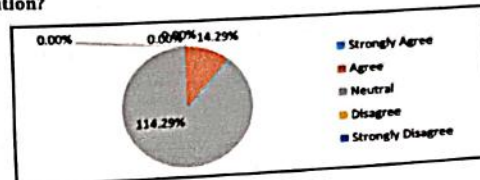
- 6 The Course work have given me the necessary platform to engage in lifelong learning to update the technical skills and to solve research problems related to electronics and communication engineering

	Count	Percentage
Strongly Agree	0	0.00%
Agree	1	14.29%
Neutral	8	114.29%
Disagree	0	0.00%
Strongly Disagree	0	0.00%



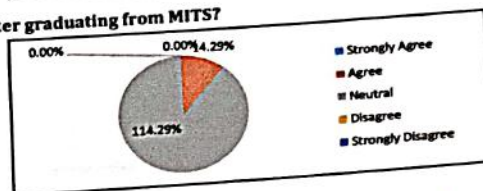
- 7 What type of Projects you handled/ handling after your graduation?

	Count	Percentage
Strongly Agree	0	0.00%
Agree	1	14.29%
Neutral	8	114.29%
Disagree	0	0.00%
Strongly Disagree	0	0.00%



- 8 With Sufficient background able to pursue higher education after graduating from MITS?

	Count	Percentage
Strongly Agree	0	0.00%
Agree	1	14.29%
Neutral	8	114.29%
Disagree	0	0.00%
Strongly Disagree	0	0.00%



*[Signature]*  
Faculty in Charge


*[Signature]*  
Head of the Department  
Civil Engineering  
Marianapolis Institute of  
Technology & Science  
MARIANAPOLIS - 517 325

DEPARTMENT OF CIVIL ENGINEERING  
FEEDBACK FROM EMPLOYER /SUPERVISOR SURVEY AY 2024-2025

Total No of Responses: 2

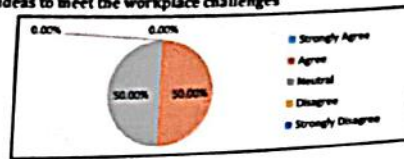
1 Level of understanding of the Engineering principles and application of the same in design/ analysis/problem solving

	Count	Percentage
Good	2	100.00%
Unable	0	0.00%
Neutral	0	0.00%
Not Good	0	0.00%



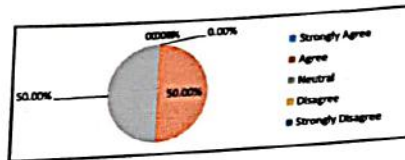
2 Willingness to learn new technology and adopt new ideas to meet the workplace challenges

	Count	Percentage
Strongly Agree	0	0.00%
Agree	1	50.00%
Neutral	1	50.00%
Disagree	0	0.00%
Strongly Disagree	0	0.00%



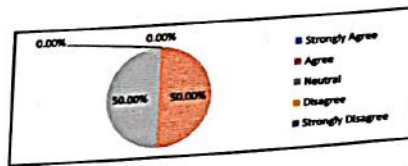
3 Ability to work with a team

	Count	Percentage
Strongly Agree	0	0.00%
Agree	1	50.00%
Neutral	1	50.00%
Disagree	0	0.00%
Strongly Disagree	0	0.00%



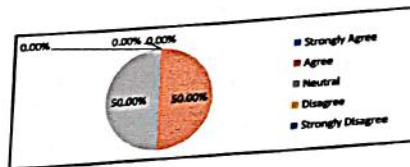
4 Verbal & Written communication skills

	Count	Percentage
Strongly Agree	0	0.00%
Agree	1	50.00%
Neutral	1	50.00%
Disagree	0	0.00%
Strongly Disagree	0	0.00%




5 Inclination towards needs of the society

	Count	Percentage
Strongly Agree	0	0.00%
Agree	1	50.00%
Neutral	1	50.00%
Disagree	0	0.00%
Strongly Disagree	0	0.00%



6 Ability to take independent decisions

	Count	Percentage
Strongly Agree	0	0.00%
Agree	0	0.00%
Neutral	2	100.00%
Disagree	0	0.00%
Strongly Disagree	0	0.00%



Faculty In-Charge

*S. P. K.*  
**Head of the Department**  
**Civil Engineering**  
Madanapalle Institute of  
Technology & Science  
MADANAPALLE - 517 325